







Stage 2 Building Envelope Plan

-  Denotes garage can be built on boundary. If not on boundary 900mm minimum setback applies.
-  Denotes single storey setback. (Note: Front setback measured to front facade - excluding verandah or portico).
-  Denotes second storey setback (or if side wall greater than 3m high).
-  Denotes Corner allotments - facade of secondary corner in accordance with Urban Design Guidelines.
-  Denotes retaining wall around tree protection area.
-  Denotes driveway location.

Minimum front setback to garage 5 metres.

Envelopes show the minimum setback requirements and driveway locations only.

Maximum width of garage/carport is to be 6m with no more than 50% of the site frontage.

Ref: A011413.0002
 Dwg: A011413BEP2(A)
 Rev: A
 Date: 24.04.2020

