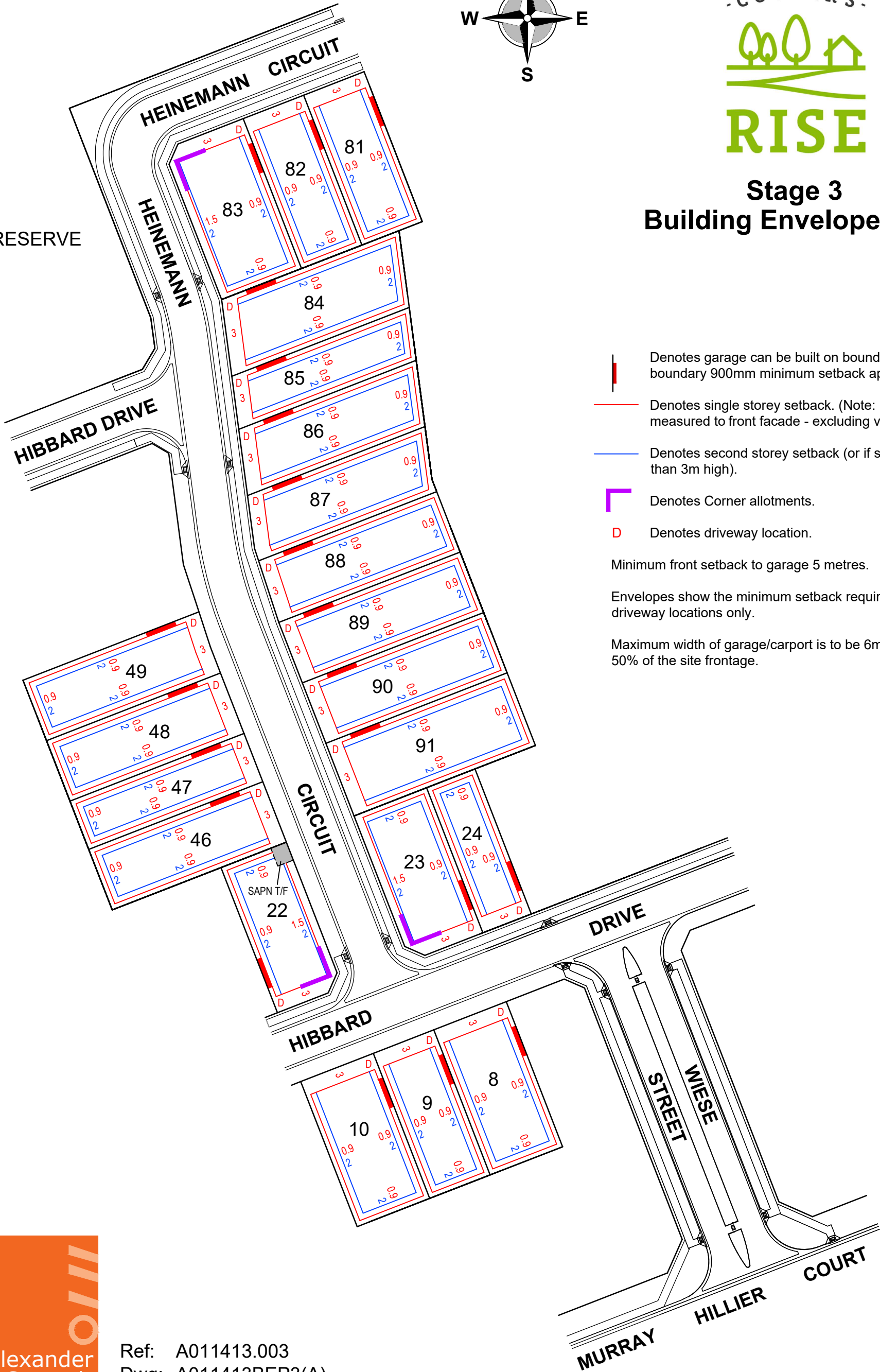








### Stage 3 Building Envelope Plan

RESERVE



-  Denotes garage can be built on boundary. If not on boundary 900mm minimum setback applies.
  -  Denotes single storey setback. (Note: Front setback measured to front facade - excluding verandah or portico).
  -  Denotes second storey setback (or if side wall greater than 3m high).
  -  Denotes Corner allotments.
  -  Denotes driveway location.
- Minimum front setback to garage 5 metres.
- Envelopes show the minimum setback requirements and driveway locations only.
- Maximum width of garage/carport is to be 6m with no more than 50% of the site frontage.



Ref: A011413.003  
 Dwg: A011413BEP3(A)  
 Rev: A  
 Date: 02.09.2020