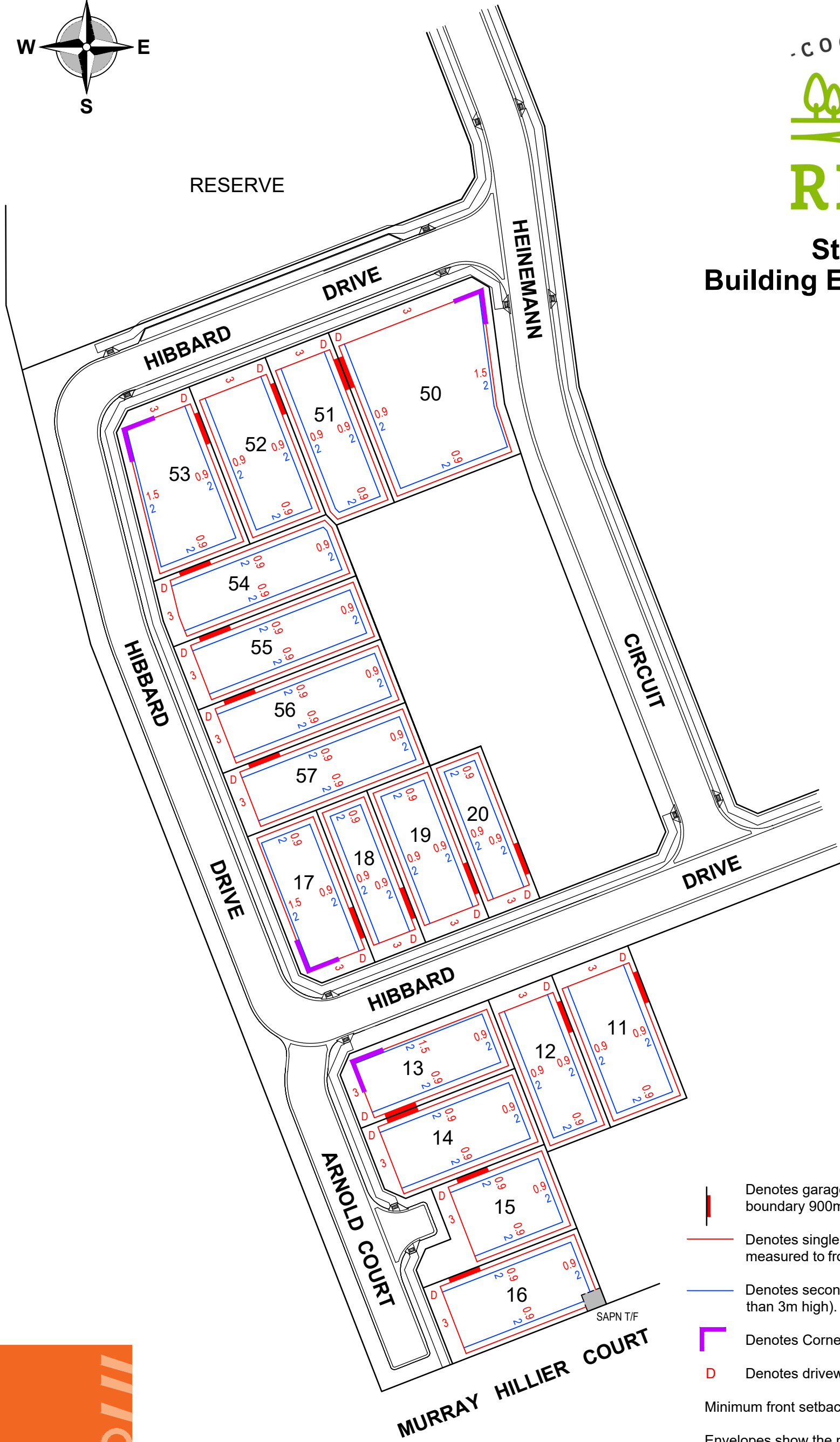







RESERVE



### Stage 4 Building Envelope Plan




-  Denotes garage can be built on boundary. If not on boundary 900mm minimum setback applies.
-  Denotes single storey setback. (Note: Front setback measured to front facade - excluding verandah or portico).
-  Denotes second storey setback (or if side wall greater than 3m high).
-  Denotes Corner allotments.
-  Denotes driveway location.

Minimum front setback to garage 5.5 metres.

Envelopes show the minimum setback requirements and driveway locations only.

Maximum width of garage/carport is to be 6m with no more than 50% of the site frontage.



Ref: 20A2176.0004A  
 Dwg: 20A2176BEP4(A)  
 Rev: A  
 Date: 27.05.2021