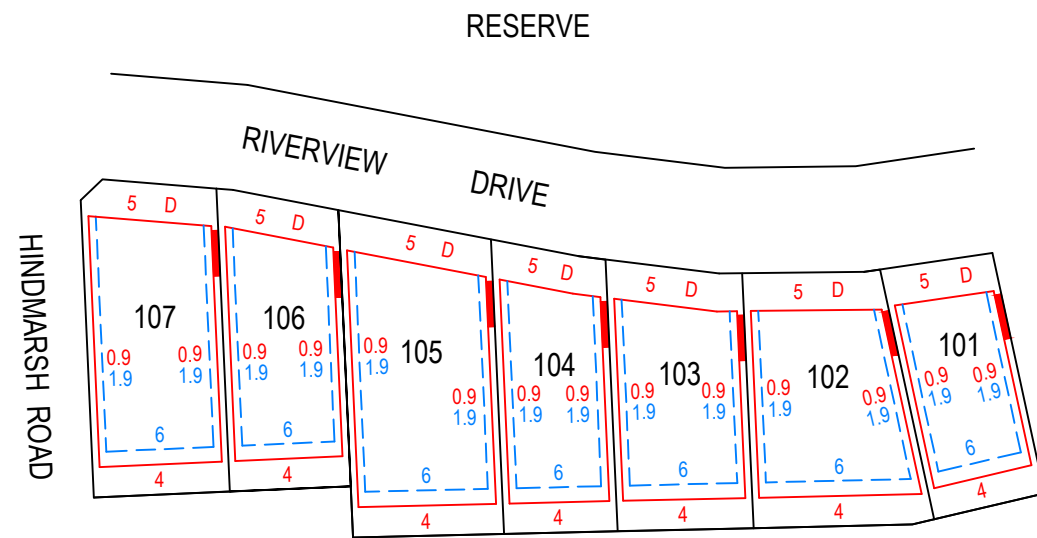





**STAGE 5  
BUILDING ENVELOPES**



-  Denotes garage can be built on boundary. If not on boundary 900mm minimum setback applies.
-  Denotes single storey setback. (Note: Front setback measured to front facade - excluding verandah, portico porch etc.)
-  Denotes second storey setback
- Areas beyond the indicated setbacks such as verandahs porticos, terraces, pergolas, balconies etc, will be assessed on merit by the encumbrance manager.
- D Denotes preferred driveway location.

Minimum front setback to garage 5.5 metres. Maximum garage length 8.0m if built on boundary.

Envelopes show the minimum setback requirements and driveway locations only. Council and Development Plan requirements must also be adhered to with respect to site coverage and private open space.



Dwg: 20A2303BEP WEBSTER ST5 REV A  
Rev: A  
Date: 8.11.2021

Building envelope to allotments subject to change by Developer at any time without notice.