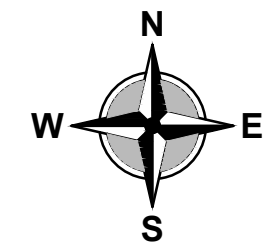
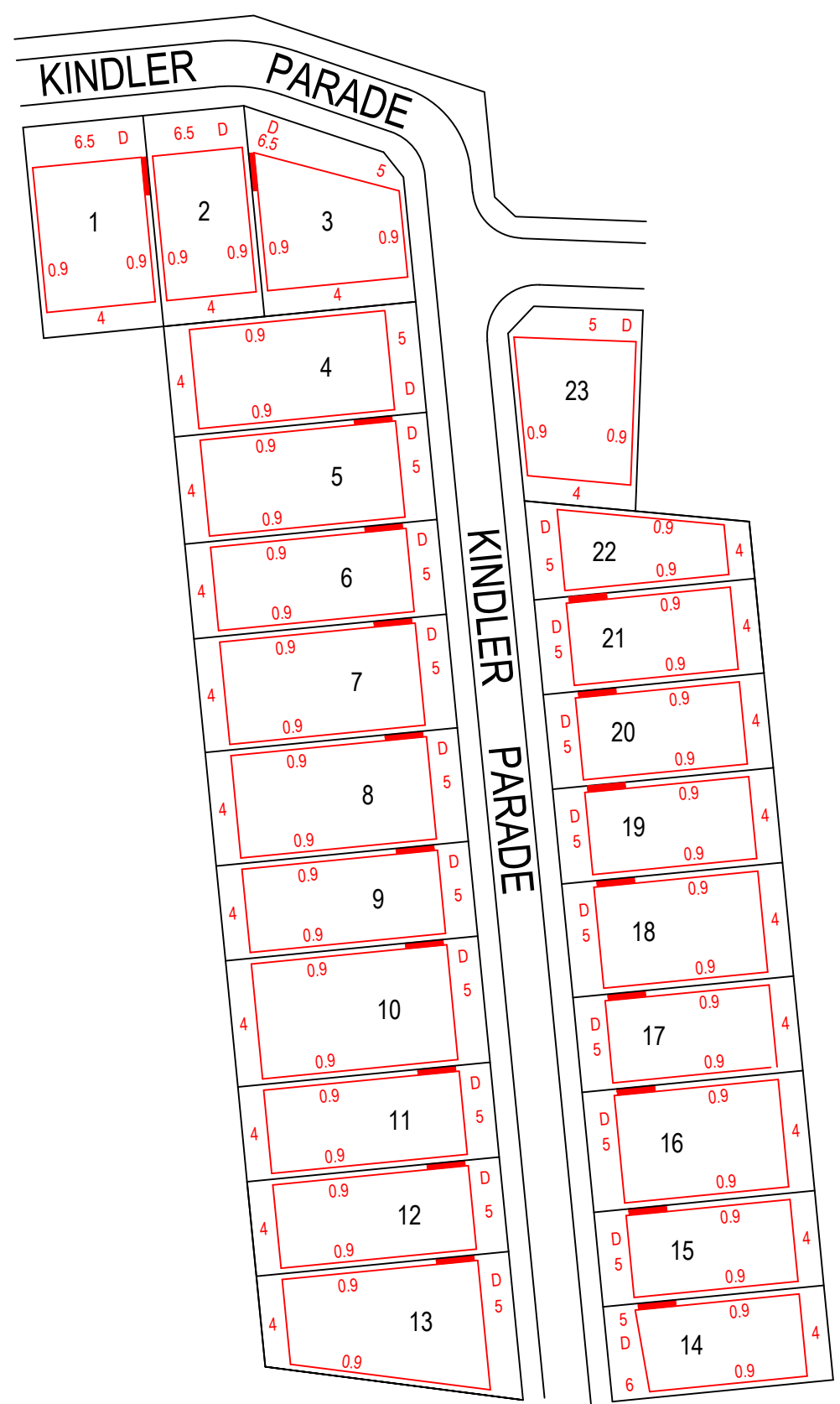


**S O V E R E I G N**  
E S T A T E



- | Denotes garage can be built on boundary. If not on boundary 0.9m minimum setback applies.
- Denotes single storey setback. (Note: Front setback taken from main building line, minor protrusions can extend forward).
- D Denotes preferred driveway location.


Minimum front setback to garage 5.5 meters. Maximum garage length 8.0m if built on boundary.

Envelopes show the minimum setback requirements and driveway locations only. Council and SA Planning requirements must also be adhered to with respect to site coverage and private open space.

Building envelope plan subject to changes without notice.

Side setbacks may differ based on building height, refer SA Planning requirements

Areas beyond the indicated setbacks such as verandahs, porticos, terraces, pergolas, balconies etc, will be assessed on merit by the encumbrance manager.



Dwg: 20A2751BEP ST4 REV C  
Rev: C  
Date: 21.8.2023

Building Envelopes to allotments subject to change by Developer at anytime without notice

